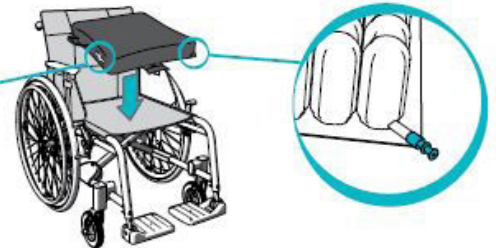
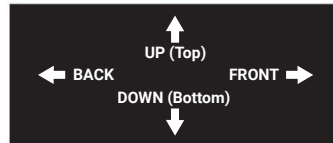


Star Standard Air Sizing Guide

Quick Reference Sizing Guide


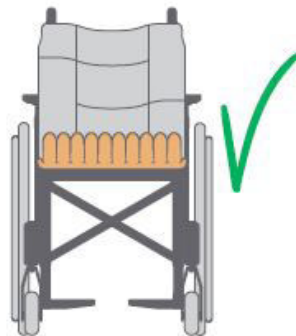
Step 1

Cushion Type: Determine customer requirements in conjunction with qualified professional assessment (including cushion type, level of care required, preferences, desired function)



Step 2



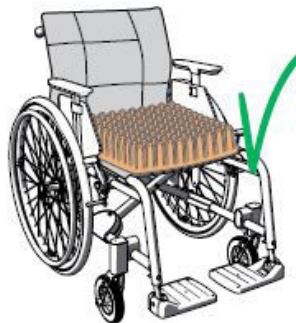
Determine seat size by measurement or product specification (W x L)



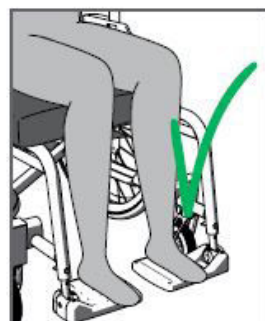
Step 3

Refer to selected cushion type sizing charts to match cushion type and seat size to appropriate Part Number.

*Important - different cushion models have different sizing charts

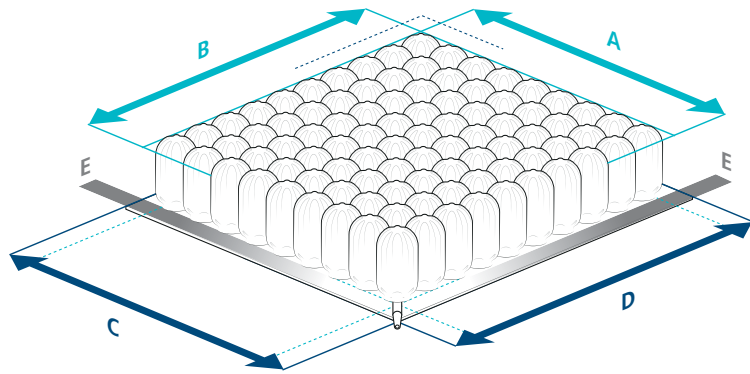


The base is approximately 2 cm wider on all sides than the width of the cells. If placed on a wheelchair, the cushion base edges may fold upwards. Hence the difference between the base measurements and recommended dimensions to which each cushion is suitable



Star Standard Air Sizing Guide

Standard Air 5 & 10 cm cell height



...For the complete item number, see related product sheet.

Item no. ESSCS and ESSC...	Base (C x D) Width x Depth (cm)	Cells (A x B) Width x Depth	Seat Width* (cm)	Seat Depth** (cm)
...0909-1	26 x 26	5 x 5	22 - 25	24 - 27
...0911-1	26 x 30	5 x 6	22 - 25	28 - 31
...0913-1	26 x 34	5 x 7	22 - 25	31 - 35
...1109-1	30 x 26	6 x 5	25 - 30	24 - 27
...1111-1	30 x 30	6 x 6	25 - 30	28 - 31
...1113-1	30 x 34	6 x 7	25 - 30	31 - 35
...1115-1	30 x 39	6 x 8	25 - 30	36 - 40
...1309-1	34 x 26	7 x 5	30 - 35	24 - 27
...1311-1	34 x 30	7 x 6	30 - 35	28 - 31
...1313-1	34 x 34	7 x 7	30 - 35	31 - 35
...1315-1	34 x 39	7 x 8	30 - 35	36 - 40
...1317-1	34 x 44	7 x 9	30 - 35	40 - 45
...1511-1	39 x 30	8 x 6	35 - 40	28 - 31
...1513-1	39 x 34	8 x 7	35 - 40	31 - 35
...1515-1	39 x 39	8 x 8	35 - 40	36 - 40
...1517-1	39 x 44	8 x 9	35 - 40	40 - 45
...1519-1	39 x 49	8 x 10	35 - 40	45 - 50
...1521-1	39 x 53	8 x 11	35 - 40	50 - 55
...1713-1	44 x 34	9 x 7	40 - 44	31 - 35
...1715-1	44 x 39	9 x 8	40 - 44	36 - 40
...1717-1	44 x 44	9 x 9	40 - 44	40 - 45
...1719-1	44 x 49	9 x 10	40 - 44	45 - 50
...1721-1	44 x 53	9 x 11	40 - 44	50 - 55
...1915-1	49 x 39	10 x 8	44 - 49	36 - 40
...1917-1	49 x 44	10 x 9	44 - 49	40 - 45
...1919-1	49 x 49	10 x 10	44 - 49	45 - 50
...1921-1	49 x 53	10 x 11	44 - 49	50 - 55
...2115-1	53 x 39	11 x 8	49 - 54	36 - 40
...2117-1	53 x 44	11 x 9	49 - 54	40 - 45
...2119-1	53 x 49	11 x 10	49 - 54	45 - 50
...2121-1	53 x 53	11 x 11	49 - 54	50 - 55

Standard Air cushions with a cell height of 5 & 10 cm have a cell diameter of 5 cm.

The base is approximately 2 cm wider on all sides (E), than the measurement from outer cell to outer cell (A and B)

The cushion base measurements (C x D) are indicated in all documentation.

*Seat width: If placed on a wheelchair, the cushion base edges (E) may fold upwards. One cushion size fit to a seat width range of 3-5 cm.

**Seat depth: The seat depth is measured at the middle of the seat, from the front edge to the back upholstery. The measurement should be taken when the back upholstery is adjusted correctly. Place the cushion as far back on the seat as possible.



Quick Reference Conversion Chart

Inch to CM

Inch	CM
1	2.54
2	5.08
3	7.62
4	10.16
5	12.70
6	15.24
7	17.78
8	20.32
9	22.86
10	25.40
11	27.94
12	30.48
13	33.02
14	35.56
15	38.10
16	40.64
17	43.18
18	45.72
19	48.26
20	50.80
21	53.34
22	55.88
23	58.42
24	60.96
25	63.50
26	66.04
27	68.58
28	71.12
29	73.66
30	76.20
31	78.74

CM to Inch

CM	Inch
25	9.84
26	10.24
27	10.63
28	11.02
29	11.42
30	11.81
31	12.20
32	12.60
33	12.99
34	13.39
35	13.78
36	14.17
37	14.57
38	14.96
39	15.35
40	15.75
41	16.14
42	16.54
43	16.93
44	17.32
45	17.72
46	18.11
47	18.50
48	18.90
49	19.29
50	19.69
51	20.08
52	20.47
53	20.87
54	21.26
55	21.65