



Star Standard Air

Star Standard Air is a one compartment air cushion available with cell heights of 5 cm or 10 cm. The perfect cushion for a comfort wheelchair. It helps stimulate movement while achieving optimal pressure distribution.

Single chamber air cell cushion with excellent pressure redistribution qualities.

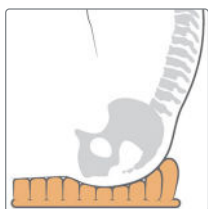


High levels of immersion with excellent envelopment

Pressure redistribution is at its best with the enveloping qualities of the single chamber Standard Air cushion series. The flexibility of the neoprene allows the cells to shape around the buttocks, keeping cell deformation to a very low level. Standard Air is available in two different heights: 5 and 10cm. The higher the cells, the better pressure redistribution qualities.

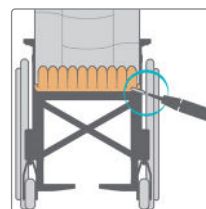
Star Standard Air cushions come complete with a fitted cover, hand pump, manual and repair kit.

Features



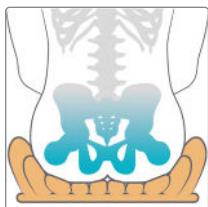
One compartment with dynamic stability

The air cells adapt to the body structure and follow the user's smallest movement without compressing the tissue. This can aid blood circulation. Perfect for users with low activity level.



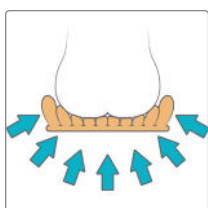
Easy handling

One compartment entails only one valve adjustment. The Standard Air Cushion is an ideal combination of easy handling and dynamic stability, which may improve sitting tolerance over time.



Immersion and envelopment

The air cells allow the user to immerse into the cushion and obtain the best envelopment. The higher the cells, the more immersion. The Standard Air is available in 5 and 10 cm cell heights.



Pressure redistribution

Standard Air has excellent pressure redistribution properties. The air cells adapt to the body structure and reduce the risk of tissue deformation. Perfect for prevention and care of pressure injuries.

Accessory



Incontinence cover

Smooth and 4-way stretch. Breathable.

User weight

No limits if the correct sized cushion is used for the user.

Material cushion

High quality latex free gold coloured neoprene. Adaptable and flame resistant.

Material, cover

Top: 92% Polyester, 8% Spandex Sides: 3mm Black Stretch Spacer. Bottom: PU anti-slip Flame resistant.

Incontinence cover

Top & sides: 78% Nylon 22% Spandex covered with a Polyurethane film. Flame resistant. Bottom: PU anti-slip.

Cleaning

Cushion Cleaning: Hand wash with soap, baking soda, or vinegar. For disinfection, use 70% disinfectant solution.



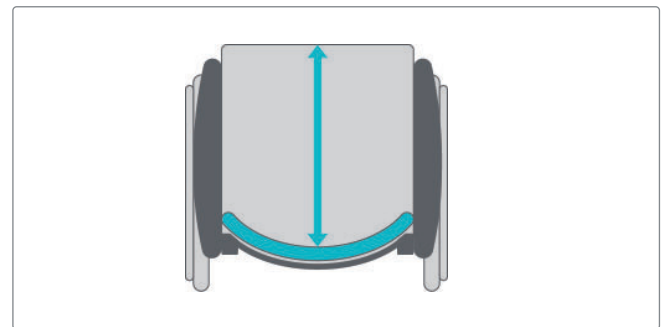
Cover Cleaning: Machine wash 60° C, no bleach.



How and why?

Why choose a Star air cell cushion?

- Star cushions provide the highest level of therapeutic prevention and treatment of pressure injuries for all pressure injury categories.
- The higher the cells, the better performance
- Star cushions are renowned for their stability and positioning qualities.
- Star cushions improve the user's sitting tolerance over time.

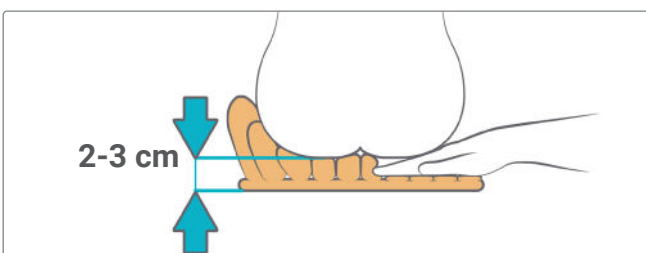



How to choose size

Width: If the seat size does not exactly match the wheelchair width, we recommend a cushion one size bigger, rather than one size smaller.

Depth: On a wheelchair with tension adjustable back upholstery, be sure to measure the seat depth correctly.

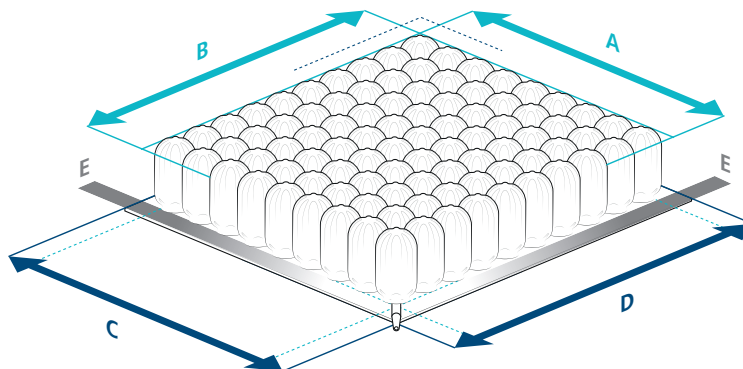
How to adjust the air pressure



- Inflate the cushion by turning the silver valve tip counterclockwise and using the black hand pump to inflate.
- Position the user on the cushion.
- Immerse the user by turning the silver valve tip clockwise to let air out of the cushion.
- Hand check, 2–3 cm distance between the cushion bottom and the user's buttocks.
- With asymmetry, always check the lowest side first.
- If necessary, more air can be inflated with the user positioned on the cushion.
- With higher cells, the user will immerse deeper into the cushion and the pressure redistribution increase.

Sizing Guide

Standard Air 5 & 10 cm cell height



...For the complete item number, see related product sheet.

Item no. ESSCS and ESSC...	Base (C x D) Width x Depth (cm)	Cells (A x B) Width x Depth	Seat Width* (cm)	Seat Depth** (cm)
...0909-1	26 x 26	5 x 5	22 - 25	24 - 27
...0911-1	26 x 30	5 x 6	22 - 25	28 - 31
...0913-1	26 x 34	5 x 7	22 - 25	31 - 35
...1109-1	30 x 26	6 x 5	25 - 30	24 - 27
...1111-1	30 x 30	6 x 6	25 - 30	28 - 31
...1113-1	30 x 34	6 x 7	25 - 30	31 - 35
...1115-1	30 x 39	6 x 8	25 - 30	36 - 40
...1309-1	34 x 26	7 x 5	30 - 35	24 - 27
...1311-1	34 x 30	7 x 6	30 - 35	28 - 31
...1313-1	34 x 34	7 x 7	30 - 35	31 - 35
...1315-1	34 x 39	7 x 8	30 - 35	36 - 40
...1317-1	34 x 44	7 x 9	30 - 35	40 - 45
...1511-1	39 x 30	8 x 6	35 - 40	28 - 31
...1513-1	39 x 34	8 x 7	35 - 40	31 - 35
...1515-1	39 x 39	8 x 8	35 - 40	36 - 40
...1517-1	39 x 44	8 x 9	35 - 40	40 - 45
...1519-1	39 x 49	8 x 10	35 - 40	45 - 50
...1521-1	39 x 53	8 x 11	35 - 40	50 - 55
...1713-1	44 x 34	9 x 7	40 - 44	31 - 35
...1715-1	44 x 39	9 x 8	40 - 44	36 - 40
...1717-1	44 x 44	9 x 9	40 - 44	40 - 45
...1719-1	44 x 49	9 x 10	40 - 44	45 - 50
...1721-1	44 x 53	9 x 11	40 - 44	50 - 55
...1915-1	49 x 39	10 x 8	44 - 49	36 - 40
...1917-1	49 x 44	10 x 9	44 - 49	40 - 45
...1919-1	49 x 49	10 x 10	44 - 49	45 - 50
...1921-1	49 x 53	10 x 11	44 - 49	50 - 55
...2115-1	53 x 39	11 x 8	49 - 54	36 - 40
...2117-1	53 x 44	11 x 9	49 - 54	40 - 45
...2119-1	53 x 49	11 x 10	49 - 54	45 - 50
...2121-1	53 x 53	11 x 11	49 - 54	50 - 55

Standard Air cushions with a cell height of 5 & 10 cm have a cell diameter of 5 cm.

The base is approximately 2 cm wider on all sides (E), than the measurement from outer cell to outer cell (A and B)

The cushion base measurements (C x D) are indicated in all documentation.

*Seat width: If placed on a wheelchair, the cushion base edges (E) may fold upwards. One cushion size fit to a seat width range of 3-5 cm.

**Seat depth: The seat depth is measured at the middle of the seat, from the front edge to the back upholstery. The measurement should be taken when the back upholstery is adjusted correctly. Place the cushion as far back on the seat as possible.