

# NANO X

## Design your freedom

### BEAUTIFUL DESIGN MEETS FUNCTION

This modern and highly adaptable chair is an excellent choice for a wide variety of medical conditions. The Nano X offers a smooth ride, quick adjustments and a low tare weight to encourage user independence. It is easy to service and low in maintenance with numerous colour options, offering plenty of choice and personalisation.



**FOLDABLE  
MANUAL CHAIR**  
VERSATILE &  
SMOOTH



**Crash tested**  
*Complies with international  
ISO safety standards for  
crash safety*



Permanent provision with possibilities  
for adapting to changes in function  
reduces follow up costs.



Extensive standard equipment  
minimises the need for costly custom  
design.




Minimum wear due to high quality  
attachments.




Convenient folding function for storage and travel.

# NANO X




Castor wheel connection milled from solid material.



Elegant frame concept.



Double cross brace for rigid frame-like ride performance.



Vario element.

## TECHNICAL DATA

Seat width	320, 340, 360,380, 400, 420, 440, 460, 480	User weight (kg)	130
Width, ready to move	480, 500, 520, 540, 560, 580, 600, 620, 640, 660, 680	Empty weight (kg)	From 9.5
Seat depth	380 / 400 / 420 / 440 / 460 / 480	Permissible total weight	145
Seat Height front / rear	450 to 530 / 360 to 510	Transport weight	6.5
Total Height	Seat height rear + back height	Drive wheel	600 (24")
Back Height	Variable from 250 to 450 + - 15 mm	Drive wheel	635 (25")
Length with footrest	720 - 920	Drive wheel	660 (26")

Dimensions in mm, weights in kg, wheels in inches, speeds in mph (km/h), dimension tolerances ± 10 mm ± 2°. Data subject to design changes.