

MEYRA

ORBIT

OUTSTANDINGLY NIMBLE

THE AGILE & COLOURFUL MID-WHEELER

Meyra's Orbit will draw you in with its agile mid-wheel drive configuration and striking colour accent choices. It's no lightweight either, with a maximum user weight of 160 kgs. Built with Meyra's world-famous German engineering prowess, this is the mid-wheel drive you've been waiting for.



+ NIMBLE
COLOURFUL
RELIABLE



Crash tested

+ Precise manoeuvring

Manoeuvre around obstacles or turn on the spot

+ Ideal for confined spaces


Low seat height and overall width

+ Colours how you want them


Pick your colours –drive wheel rims, frame accents, clothing guard

+ Crash tested for safety

Complies with international ISO safety standards for crash safety




Manoeuvre around obstacles or turn on the spot



New ErgoSeat cover with grey seams



Colours - wheel rim, frame accent & guard accent



Single or double support castor



Phone 1300 734 862
support@patienthandling.com.au

MEYRA

ORBIT

TECHNICAL DATA

Seat width ¹	380 – 650	Min. transport weight empty	120 - 165
Seat depth ⁴	400 - 560 / 400 - 560 / 480 - 530	Max. user weight incl. additional load	120 / 160 5
Seat height front ⁶	430, 465, 500 / 440, 475, 510	Speed in km/h	6 / 10
Back height ⁴	450 - 500 / 530 - 580 / 640	Motor power W	2 x 180 / 2x 350
Lower leg length ²	280 - 450	Range with battery 50Ah (20h) max. in km	25 – 30
Armrest height ²	240 - 350	Range with battery 73Ah (20h) max. in km	35 - 40
Length with footrests approx. ⁷	1,180 - 1,250 / 1,060 - 1,150	Permitted uphill / downhill gradient	15%
Length without footrests	910	Steering type	Indirect
Width, ready to move min. ⁸	600/600/630/680 with 12" 640/640/640/680 with 14"	Seat tilt, electrical	0° to 30° / 0° to 50°
Height without headrest ³	980 - 1,060	Seat tilt, mechanical	1°, 4°, 7°, 10°
Obstacle height	630	Stand-up aid (0° to -20°) with electrical tilt, lift 200 mm	0° to 45°
Maximum obstacle climbing height	60	Back angle, electrical	10° to 50°
Turning radius (with central legrest)	700	Lift	300
Turning radius (with single legrest)	800		
Ground clearance	70		

Dimensions in mm, weights in kg, wheels in inches, speed in km/h
Dimension tolerances ± 15 mm, +/-2°, data subject to changes.

- 1) see category Seat width 01
2) to seat pan without cushion
3) with adjustable back
4) seating systems:
Standard / ErgoSeat / Recaro

- 5) with 350W motors
6) measured at 0° seat angle, 12"/14"
7) Single/central legrests
8) Code 38/43/48/53, with 350W
+10 mm total width



Phone 1300 734 862
support@patienthandling.com.au